

# Specification

Product Name: LED- Corn Lamps

Product Mode: EL-38CL-C3W26-W

Luminare Color: White

Input Voltage: AC220V±10%

Production Date: 2010/12/07



Picture of real products Dimension (mm)

## ●Appearance (Typical)

Item	Parameter Range
Lamp Length (mm)	104 (E14) 100 (E27)
Diameter (mm)	38
Weight (kg)	0.036
Material (Lamp Shell)	Plastic
Material (Lampshade)	Proliferation of PC

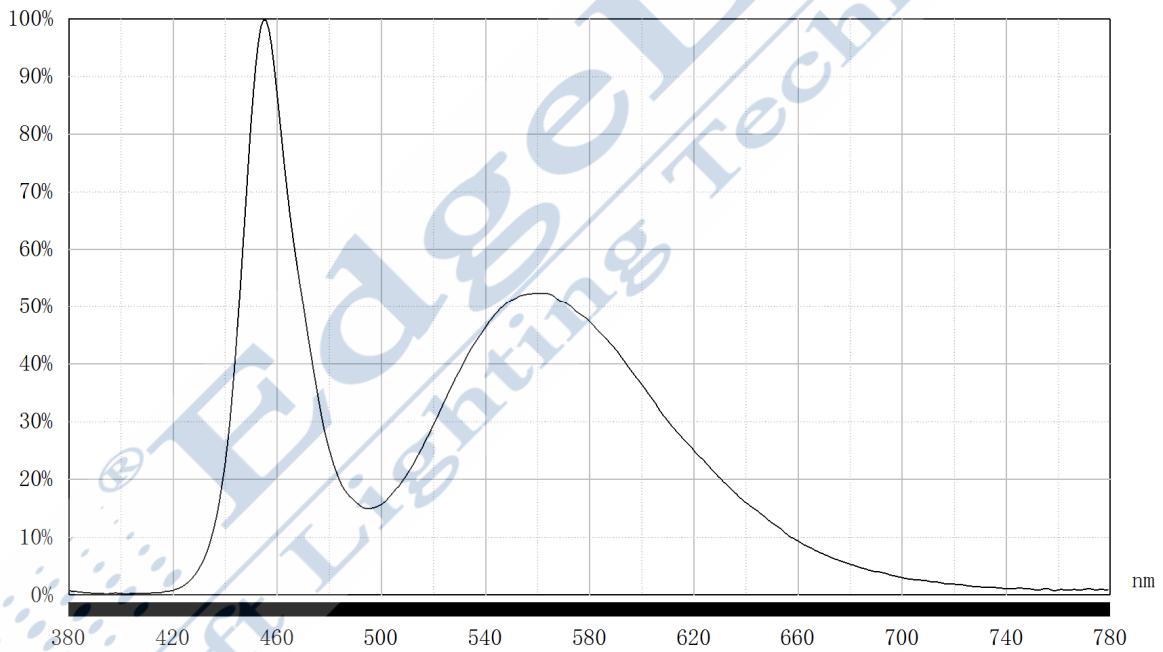
## ●Optical Properties (Typical)

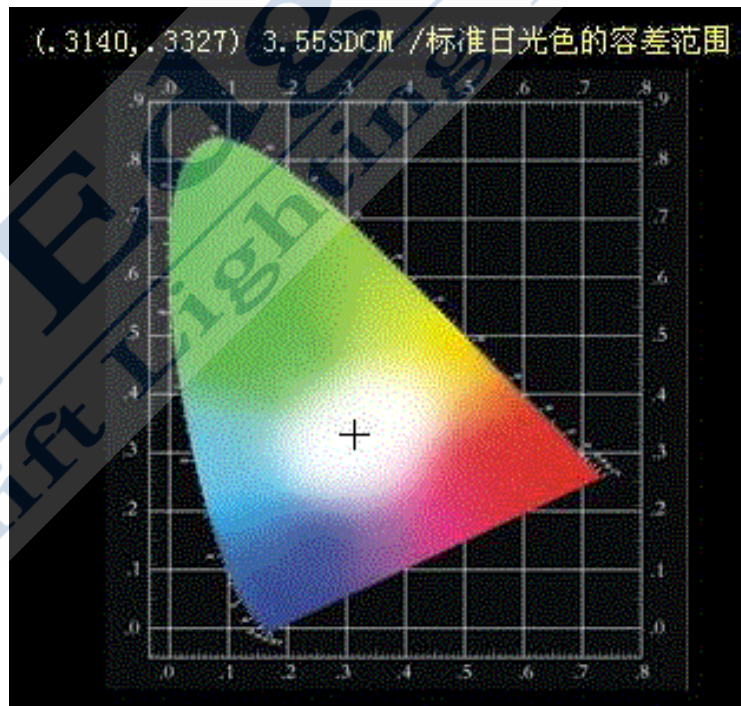
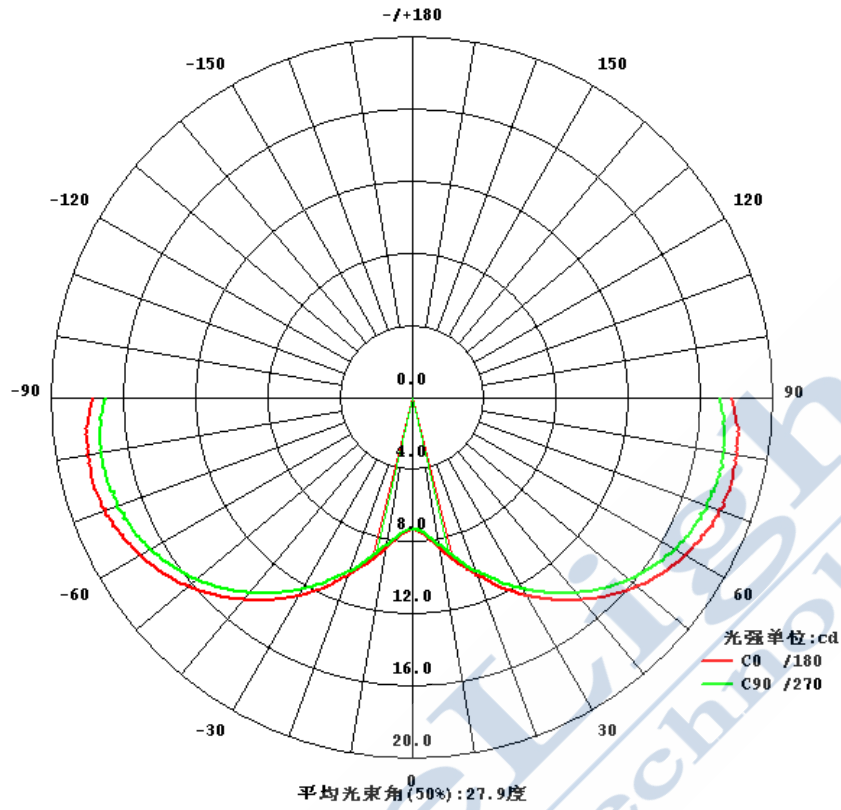
Item	Parameter Range
LED luminous flux (lm)	150
CCT (K)	6000±15%
Illumination (Lux)	20 (1 meter)
Ra	71

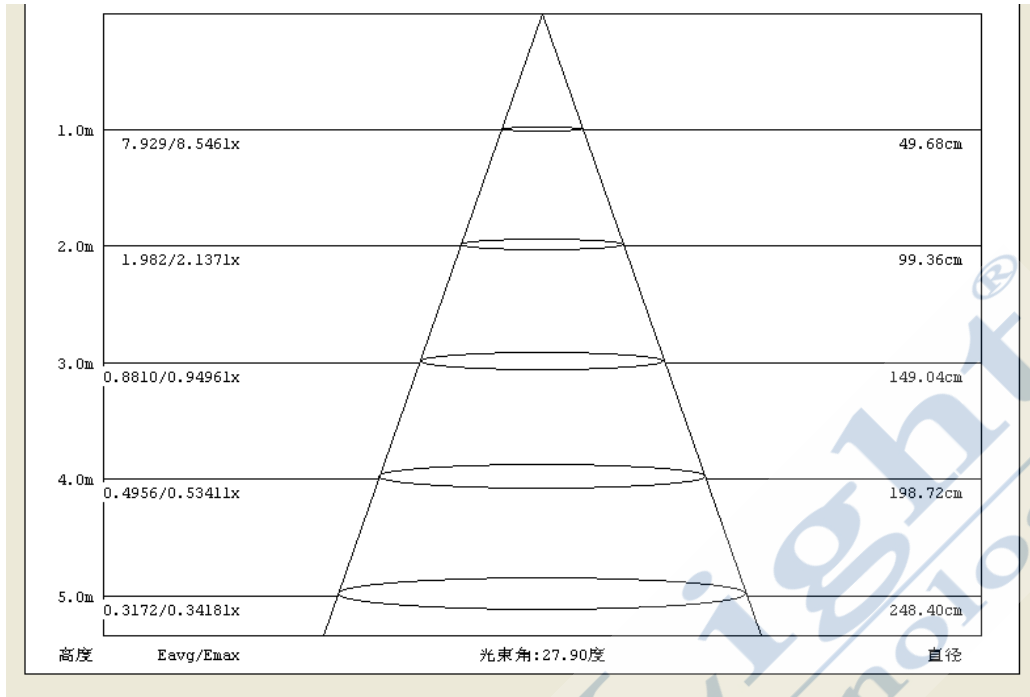
●Specification (Typical)	
Item	Parameter Range
Use of premises	Indoor
Lamp Specification	E14, E27
Control Type	Constant Current Mode
Setting Mode	Continued
Cooling Type	Air Cooling
Input Voltage	AC220V±10%
Frequency	50Hz
Input Phase	Single
PF	>0.4
Efficiency	>55%
Output Voltage	86V
Output Current	20mA
Power consumption	3W
LED Type	3528
Number of LED	26
Operating Temperature	-20~60°C

Humidity	<80 %
Storage Temperature	-30~85°C
Life	40.000 Hrs
Beam angle	28°
Maintain Lumen	95 %

光谱曲线







Effective average intensity map

(Lux)

Distance	1.0m	2.0m	3.0m	4.0m	5.0m
Eavg	7.929	1.982	0.881	0.496	0.317
E <sub>max</sub> (central)	8.546	2.137	0.950	0.534	0.342

Test equipment:

SSP6612

YF1000 Lamp Complete Analysis System.